



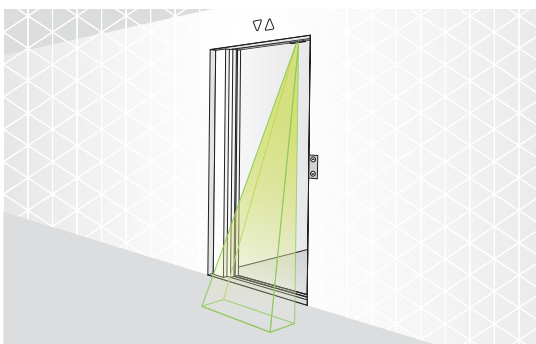
IMS 100 Pro

Be on the safe side

Accidents, costly repairs resulting from collisions, unnecessary empty runs – elevator operators are faced with numerous potential dangers and obstacles every day. Leave nothing to chance! With the intelligent sensor **IMS 100 Pro** from CEDES, your elevator is always a step ahead. The innovative 3D sensor monitors the space in front of the elevator and reliably detects even small objects. It can be applied for both side and center opening doors, and paired with any CEDES light curtain.

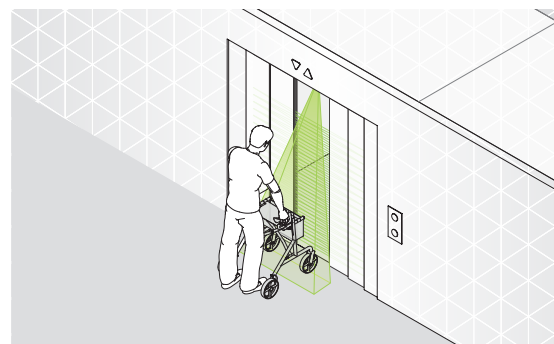
BENEFITS

- ▶ High customer satisfaction and lower maintenance cost of elevator doors due to less door-passenger contact
- ▶ Cost-efficient integration into the elevator, fast and easy installation
- ▶ Minimal logistic and technical effort - reduced storage costs and easy maintenance
- ▶ Intelligent algorithm for energy saving by closed doors



IMS 100 Pro without light curtain

Reliable detection of people and objects approaching the elevator

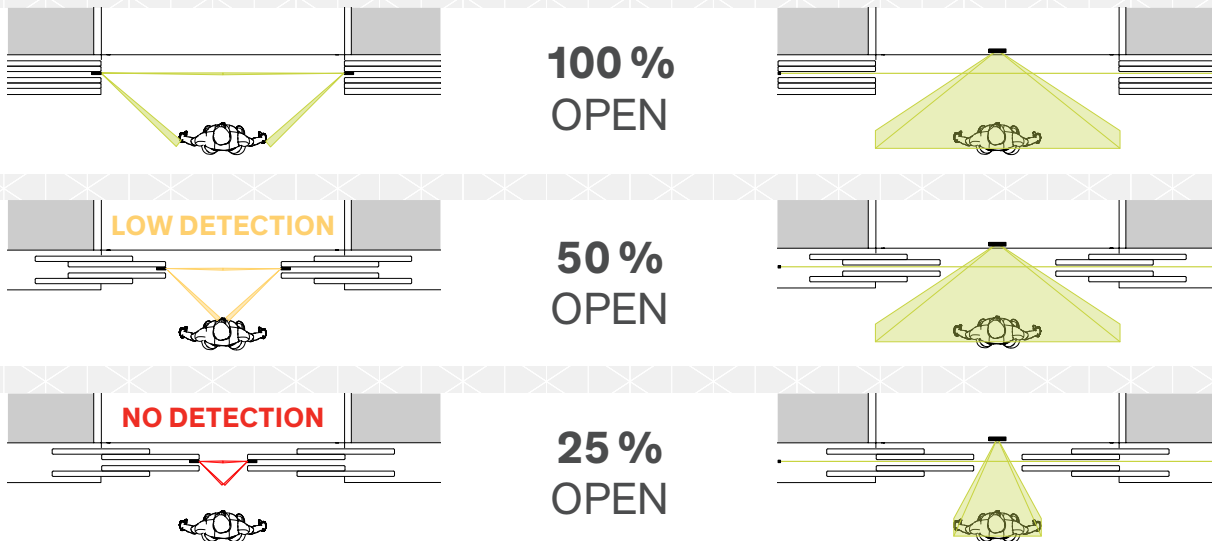


IMS 100 Pro with light curtain

Improved safety by stepping in and out of the elevator



Comparison against 3D light curtain solutions



3D Light curtain

IMS 100 Pro with light curtain

- ▶ Moving with the door - only dynamic mounting possible
- ▶ Cable can be broken after a period of time
- ▶ Light curtain mounted at the front of the door
→ Sensitive to vandalism
- ▶ Detection area changes with door position
→ No detection at ±25% door opening
- ▶ Not able to fade out static objects
- ▶ Small detection area
- ▶ Limited immunity to ambient light

- ▶ IMS 100 Pro fixed at the transom
Dynamic and static mounting possible
- ▶ Fixed cable possible for statically mounted light curtain
- ▶ Light curtain not visible - flush mounting
→ **Protected against vandalism**
- ▶ Detection area remains active
→ **Detection nearly at door closing**
- ▶ IMS 100 Pro fades out static objects easily
- ▶ **Large detection area**
- ▶ Insensitive to ambient light